

mindray

DP-30

Ultrasound Imaging System



Quality | Speed | Flexibility

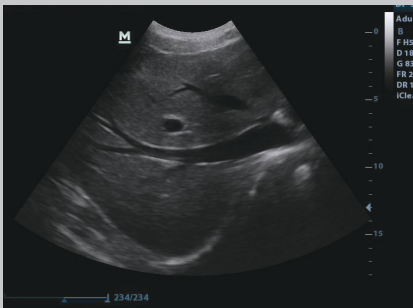
The DP-30 Ultrasound System is the perfect combination of image quality, ease-of-use, and extreme mobility. With a focus on user experience and flexibility, the DP-30 System enables seamless scanning from room to room and patient to patient.

Image quality beyond your expectations

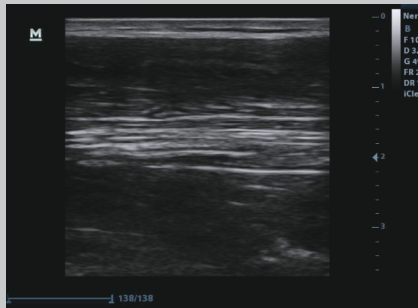
- Tissue Harmonic Imaging (THI)
- Tissue Specific Imaging (TSI): Optimizing image quality based on tissue properties
- One-button image optimization
- 8 segment TGCs assuring accurate image adjustment
- Versatile applications with multiple transducers

Exceptional ergonomics and powerful workflow

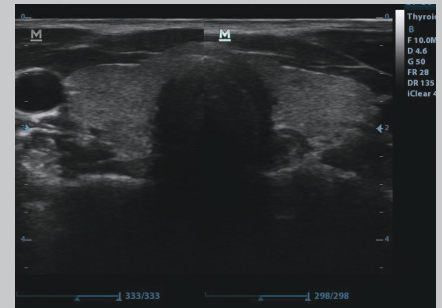
- Compact, lightweight design for enhanced mobility
- Durable, comfortable transducers for multi-modality imaging
- Quick save and one-button image transfer to local HDD or USB
- Rapid boot-up time
- User-defined keys for personalized operation
- iStation™ patient information management system
- Measurement and calculation software packages
- Backlit control panel
- Li-ion battery - 1.5 hours scanning time



Liver



Median Nerve



Thyroid

Mindray North America

800 MacArthur Blvd., Mahwah, NJ 07430

Tel: 800.288.2121 Support: 877.913.9663 Fax: 800.926.4275 www.mindray.com

Mindray® is a registered trademark of Shenzhen Mindray Bio-Medical Electronics Co., Ltd. All brands and product names are trademarks of their respective owners. ©2019 Mindray DS USA, Inc. Subject to change. 05/20 P/N: 0002-08-40195 Rev C

mindray
healthcare within reach